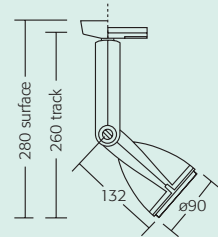


POWERSTREAM 35



POWERSTREAM 35

- Ceramic arc tube discharge lamps offer the best in terms of colour, colour stability, lamp life and luminous efficiency. Driven by dedicated electronic control gear, controlled by anodised reflector optics and encased within a stylish housing
- 20 and 35 watt, G8.5 base, compact metal halide discharge lamps (not inc.)
- Track mounted versions compatible with Global S and Concord Lytespan 1 and Lytespan LP track systems
- Electrical protection class I
- As standard with 35° medium beam reflector, narrow beam option available (see below)
- ▽ Surface versions are suitable for mounting on normally flammable surfaces



POWERSTREAM 35 - TRACK MOUNTED

	White	Black	Aluminium
20 watt	PCT20	PCT21	PCT24
35 watt	PCT35	PCT36	PCT39


To specify complete with 3000K lamp add suffix /WL eg. **PCT21/WL**



POWERSTREAM 35 - SURFACE MOUNTED

	White	Black	Aluminium
20 watt	PCS20	PCS21	PCS24
35 watt	PCS35	PCS36	PCS39

To specify complete with 3000K lamp add suffix /WL eg. **PCS35/WL**



HONEYCOMB DARKLIGHTER ATTACHMENT

- Clips into front of reflector housing to cut off glare, particularly at high angles
- Shops, museums, galleries etc.

Black | **HDL35**



POWERSTREAM 35 WITH 3 CIRCUIT TRACK ADAPTOR

- Compatible with Global T and standard 'Euro' track systems
- To specify, add suffix /ETA to the track version of the required model. e.g. **PCT35/ETA**

STANDARD REFLECTOR

- Distribution pattern from standard reflector with beam angle of 35° @ 50% PI
- To order standard reflector only use code **SBR35**

Distribution	Max. illuminance	
	20W	35W
1.0m	650	1130
2.0m	280	500
3.0m	160	280
4.0m	105	180
5.0m		

NARROW BEAM REFLECTOR

- Beam angle of 15° @ 50% PI with specular, faceted reflector. To specify Powerstream supplied with narrow beam reflector add suffix /NB eg. **PCS20/NB**
- To order narrow beam reflector only use code **NBR35**

Distribution	Max. illuminance	
	20W	35W
1.0m	2860	5000
2.0m	1260	2200
3.0m	750	1250
4.0m	460	800
5.0m		

The Powerstream 35 and Powerstream 70 projectors are designed specifically for the new generation compact, ceramic metal halide lamps. Available with track or surface mounting options, medium and narrow beam light distribution, in white (RAL9010), black or satin aluminium finishes, with separate gear and lamp compartments for optimum thermal control. Powerstream is ideal for retail displays and general accent lighting applications.

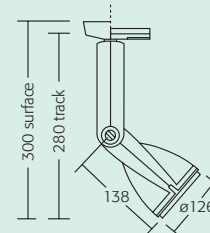
POWERSTREAM 70

Available Spring 2003



POWERSTREAM 70

- Ceramic arc tube discharge lamps offer the best in terms of colour, colour stability, lamp life and luminous efficiency. Driven by dedicated electronic control gear, controlled by anodised reflector optics and encased within a stylish housing Powerstream is ideal for retail displays and general accent lighting
- 35 and 70 watt, G8.5 base compact metal halide discharge lamps (not inc.)
- Track mounted versions compatible with Global S and Concord Lytespan 1 and Lytespan LP track systems
- Electrical protection class I
- As standard with 45° medium beam reflector, narrow beam option available (see below)
- ▽ Surface versions are suitable for mounting on normally flammable surfaces



POWERSTREAM 70 - TRACK MOUNTED

	White	Black	Aluminium
35 watt	PBT35	PBT36	PBT39
70 watt	PBT70	PBT71	PBT74

To specify complete with 3000K lamp add suffix **/WL** eg. **PBT70/WL**

PBT35




POWERSTREAM 70 - SURFACE MOUNTED

	White	Black	Aluminium
35 watt	PBS35	PBS36	PBS39
70 watt	PBS70	PBS71	PBS74

To specify complete with 3000K lamp add suffix **/WL** eg. **PBS36/WL**

PBS70



HONEYCOMB DARKLIGHTER ATTACHMENT

- Clips into front of reflector housing to cut off glare, particularly at high angles
- Shops, museums, galleries etc.

Black | **HDL70**



POWERSTREAM 35 WITH 3 CIRCUIT TRACK ADAPTOR

- Compatible with Global T and standard 'Euro' track systems
- To specify, add suffix **/ETA** to the track version of the required model. eg **PBT70/ETA**

STANDARD REFLECTOR

- Distribution pattern from standard reflector with beam angle of 45° @ 50% PI
- To order standard reflector only use code **SBR70**

Distribution	Max. illuminance	
1.0m	35W	70W
2.0m	680	1230
3.0m	300	550
4.0m	170	310
5.0m	100	200

NARROW BEAM REFLECTOR

- Beam angle of 14° @ 50% PI with specular, faceted reflector. To specify Powerstream supplied with narrow beam reflector add suffix **/NB** eg **PBT70/NB**
- To order narrow beam reflector only use code **NBR70**

Distribution	Max. illuminance	
1.0m	35W	70W
2.0m	5200	9400
3.0m	2300	4200
4.0m	1300	2300
5.0m	830	1500

OPTIONS

Mains Voltage Track

PAGE

28 - 31

FOR SALES AND INFORMATION:

TEL: 36 72 22 00

EMAIL: mail@elthermo.dk

FAX: 36 41 07 41

WEB: www.elthermo.dk